

REFRIGERATED COMPRESSED AIR DRYER

MODEL:

ED1000W 400/3/50

Rated capacity*





Flow rate	m ³ /h l/min cfm	1000 16667 588,6	
Inlet air temperature	°C / °F	35 / 95	(Max 55 / 131)
Outlet air temperature	°C / °F	27 / 81	(Max 40 / 104)
Water temperature	°C / °F	29,4 / 84	(Max 35 / 95)
Water consumption	m ³ /h	1,6	(Max 2)
Working pressure	bar / psi	7,0 / 102	(Max 16 / 232)
Pressure drop	bar / psi	0,30 / 4,4	(Max 0,34 / 4,9)
Pressure dew point	°C / °F	3 / 37	
Power supply	V/Ph/Hz	400/3/50	(±10% / -- / ±1)
Rated power consumption	kW	1,89	(Max 3,47)
Rated adsorption	A	3,29	(Max 5,49)
Lock Rotor Ampere	A	45	
Weight	Kg / Lbs	150 / 331	
Air connections	IN/OUT	2" BSP	
Water connections	IN/OUT	3/4" BSP	
Water pressure	bar / psi	Min. 2 / 29 - Max. 10 / 145	
Ambient temperature	°C / °F	25 / 77	(Max 46 / 155)
Coolant type	Freon	R407C	

Standard features

Control panel:	Electronic system type	Separator type:	Demister type
Condenser:	Water cooled, shell and tube	Compressor type:	Hermetic type
Water flow regulator:	Pressostatic valve	Installation location:	Indoor
Heat exchanger:	Aluminium brazed plate	Drain discharge:	Timed solenoid valve
Expansion method:	Capillary tube + by-pass	Electric protection:	IP 42

* Performances refer to air suction of FAD 20°C (68°F), 1 bar (14.5 psig), and the following operating conditions: 7 bar (100 psig) working pressure, 3°C (37°F) pressure dewpoint, 29.4°C (84.9°F) water temperature, 35°C (95°F) compressed air inlet temperature.

Performances & specifications: +/- 5%

	Air in		Power supply	WI	Water in
	Air out		Condensate outlet	WO	Water out

