

## REFRIGERATED COMPRESSED AIR DRYER

**MODEL:**

**ED2250W 400/3/50**

Rated capacity\*





<b>Flow rate</b>	m <sup>3</sup> /h	2250	
	l/min	37500	
	cfm	1324,3	
<b>Inlet air temperature</b>	°C / °F	35 / 95	(Max 55 / 131)
<b>Outlet air temperature</b>	°C / °F	27 / 81	(Max 40 / 104)
<b>Water temperature</b>	°C / °F	29,4 / 84	(Max 35 / 95)
<b>Water consumption</b>	m <sup>3</sup> /h	2,6	(Max 3,3)
<b>Working pressure</b>	bar / psi	7,0 / 102	(Max 14 / 203)
<b>Pressure drop</b>	bar / psi	0,25 / 3,6	(Max 0,36 / 5,2)
<b>Pressure dew point</b>	°C / °F	3 / 37	
<b>Power supply</b>	V/Ph/Hz	400/3/50	(±10% / -- / ±1)
<b>Rated power consumption</b>	kW	3,2	(Max 5,3)
<b>Rated adsorption</b>	A	5,5	(Max 8,73)
<b>Lock Rotor Ampere</b>	A	70	
<b>Weight</b>	Kg / Lbs	270 / 595	
<b>Air connections</b>	IN/OUT	3" BSP	
<b>Water connections</b>	IN/OUT	1"1/2 BSP	
<b>Water pressure</b>	bar / psi	Min. 2 / 29 - Max. 10 / 145	
<b>Ambient temperature</b>	°C / °F	25 / 77	(Max 46 / 155)
<b>Coolant type</b>	Freon	<b>R407C</b>	

**Standard features**

<b>Control panel:</b>	Electronic system type	<b>Separator type:</b>	Demister type
<b>Condenser:</b>	Water cooled, shell and tube	<b>Compressor type:</b>	Hermetic type
<b>Water flow regulator:</b>	Pressostatic valve	<b>Installation location:</b>	Indoor
<b>Heat exchanger:</b>	Aluminium brazed plate	<b>Drain discharge:</b>	Integrated no loss drain
<b>Expansion method:</b>	Capillary tube + by-pass	<b>Electric protection:</b>	IP 42

\* Performances refer to air suction of FAD 20°C (68°F), 1 bar (14.5 psig), and the following operating conditions: 7 bar (100 psig) working pressure, 3°C (37°F) pressure dewpoint, 29.4°C (84.9°F) water temperature, 35°C (95°F) compressed air inlet temperature.

**Performances & specifications: +/- 5%**

 Air in	 Power supply	WI	Water in
 Air out	 Condensate outlet	WO	Water out

