

REFRIGERATED COMPRESSED AIR DRYER

MODEL:

ED3600W 400/3/50

Rated capacity*





Flow rate	m ³ /h	3600	
	l/min	60000	
	cfm	2118,9	
Inlet air temperature	°C / °F	35 / 95	(Max 55 / 131)
Outlet air temperature	°C / °F	27 / 81	(Max 40 / 104)
Water temperature	°C / °F	29,4 / 84	(Max 35 / 95)
Water consumption	m ³ /h	4,9	(Max 6,13)
Working pressure	bar / psi	7,0 / 102	(Max 16 / 232)
Pressure drop	bar / psi	0,30 / 4,4	(Max 0,34 / 4,9)
Pressure dew point	°C / °F	3 / 37	
Power supply	V/Ph/Hz	400/3/50	(±10% / -- / ±1)
Rated power consumption	kW	5,62	(Max 9,81)
Rated adsorption	A	11,7	(Max 16,9)
Lock Rotor Ampere	A	130	
Weight	Kg / Lbs	420 / 926	
Air connections	IN/OUT	DN 125 PN16	
Water connections	IN/OUT	1"1/2 BSP	
Water pressure	bar / psi	Min. 2 / 29 - Max. 10 / 145	
Ambient temperature	°C / °F	25 / 77	(Max 46 / 155)
Coolant type	Freon	R407C	

Standard features

Control panel:	Electronic system type	Separator type:	Demister type
Condenser:	Water cooled, shell and tube	Compressor type:	Hermetic type
Water flow regulator:	Pressostatic valve	Installation location:	Indoor
Heat exchanger:	Aluminium brazed plate	Drain discharge:	Timed solenoid valve
Expansion method:	Capillary tube + by-pass	Electric protection:	IP 42

* Performances refer to air suction of FAD 20°C (68°F), 1 bar (14.5 psig), and the following operating conditions: 7 bar (100 psig) working pressure, 3°C (37°F) pressure dewpoint, 29.4°C (84.9°F) water temperature, 35°C (95°F) compressed air inlet temperature.

Performances & specifications: +/- 5%

 Air in	 Power supply	WI	Water in
 Air out	 Condensate outlet	WO	Water out

